

# 2022 IMPACT

## EMPOWER HOUSE

1,068

Individuals Served

627

Families Served

## COMMUNITY HEALTH



186  
Community  
members  
participated  
in Empower  
Women  
Events



185  
Individuals  
served by a  
community  
health  
worker




83  
community  
members  
vaccinated



85% experienced an  
improved sense of well-  
being and hope for the  
future



42% of enrolled community  
members met at least one  
goal



## EMPOWER PARENTS



326 caregivers served with *Triple-P Positive Parenting*



95% of caregivers experienced a  
reduction of risk

117 participants served with the *Partners in Peace Domestic Violence* curriculum



85% of participants experienced a  
reduction of risk



WEST SIDE LOCATION:  
200 DONALDSON SAN ANTONIO, TX, 78201

HOURS: 8:00 AM – 5:00 PM  
(MONDAY – FRIDAY)

EAST SIDE LOCATION:  
801 N. OLIVE SAN ANTONIO, TX, 78202

HOURS: 8:00 AM – 5:00 PM  
(MONDAY – FRIDAY)

SUMMER & SPRING BREAK HOURS:  
8:00 AM – 4:30 PM (MONDAY – FRIDAY)

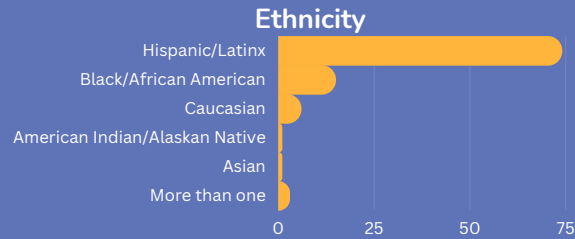


WEBSITE:  
EMPOWERHOUSESA.ORG

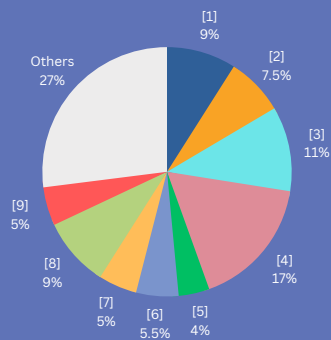
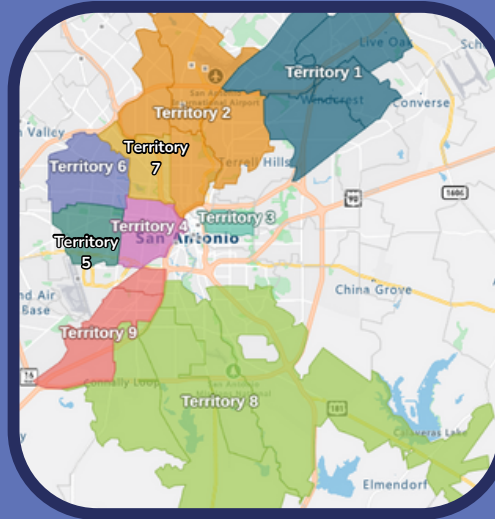
WEST SIDE LOCATION:  
(210)908-9772

EAST SIDE LOCATION:  
(210)598-9640

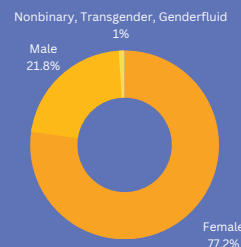
## DEMOGRAPHICS



## Top Territories Served



## Gender



## Empower Youth



**266**  
YOUTH SERVED

- after-school program
- youth camps
- in-school restorative justice program

**60**  
YOUTH SET  
INDIVIDUALIZED  
GOALS



**68**  
students  
participated in  
high-impact  
tutoring

**3250**  
youth  
services  
provided

